

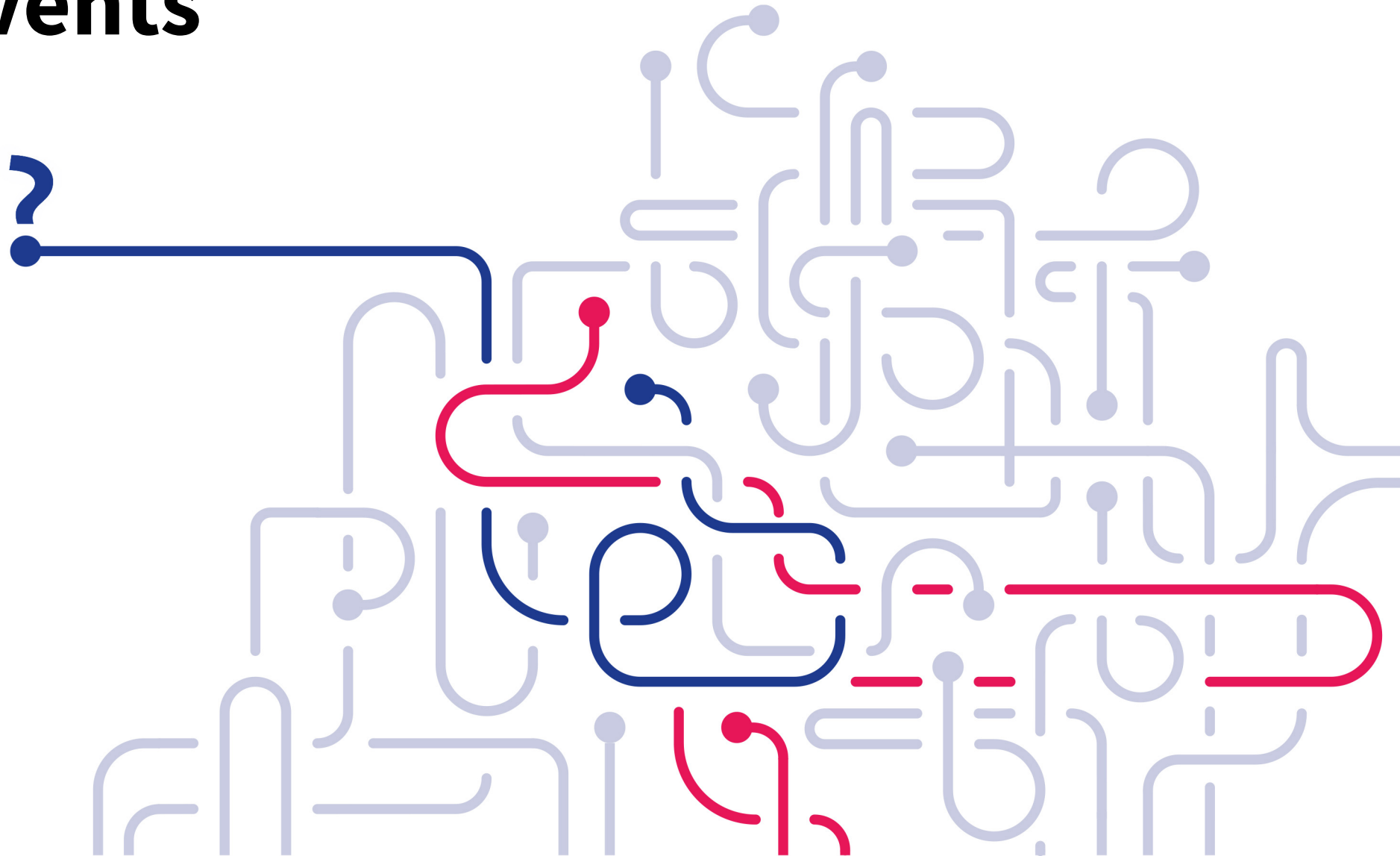


Universität
Zürich ^{UZH}

Virtual Events at UZH

Pascale Hohl
UZH Event Management

November 2023



Overview

- Types of virtual events
- Virtual event tools
- Current and upcoming trends
- Important steps in virtual event planning



Types of virtual events

Time aspect

- live
- simulated live
- time-delayed

Format without live interaction:

- video
- lecture / webinar *
- virtual tour *
- virtual poster session *
- show, (graduation) ceremonies *
- virtual fairs *
- panel discussions *

* can be formats with interaction

Format with live interaction:

- meetings, workshops, collaboration
- webinar with collaboration (Q&A, workshops, survey etc.)
- networking, get together



UZH tools and tools from other providers



Tools at UZH

Switch Cast

- Livestream with lecture setting (image section and presentation)

- To any number of people

- Suitable for: knowledge transfer without interaction

Microsoft Teams

- Direct Communications (Audio + Video), Screen Sharing, Chat, Raising Hand, use Emojis, Q&A, Recording, Live captions, interpreter and/or transcription, Register/Event Page etc.

- Up to 1000 people

Suitable for:
Presentations with Q&A, can be expanded with other tools for further interaction

Zoom

- Direct Communications (Audio + Video), Screen Sharing, Chat, Raising Hand, use Emojis, Q&A, Recording, Live captions, interpreter and/or transcription, Register/Event Page etc.

- Up to 3000 people

Suitable for:
Presentations with Q&A, can be expanded with other tools for further interaction
Important: Not suitable for sharing sensitive data (data protection)

Tools at UZH

vMix

live stream basic to professional
livestream with multiple camera
settings

Operating Services
(Veranstaltungsdienst Zentrum)



Tools at UZH

Videostudio

Video studio for recording up to four people

ZI, MELS (Multimedia Production)



Video production

Video production and post-production to complement a virtual event

ZI, MELS (Multimedia Production)

Tools at UZH

Hybrid Rooms

Rooms equipped for hybrid events for up to 40 people

ZI, Audio & Video



Podcast

Pre-recording of an event / lecture

Tools at UZH

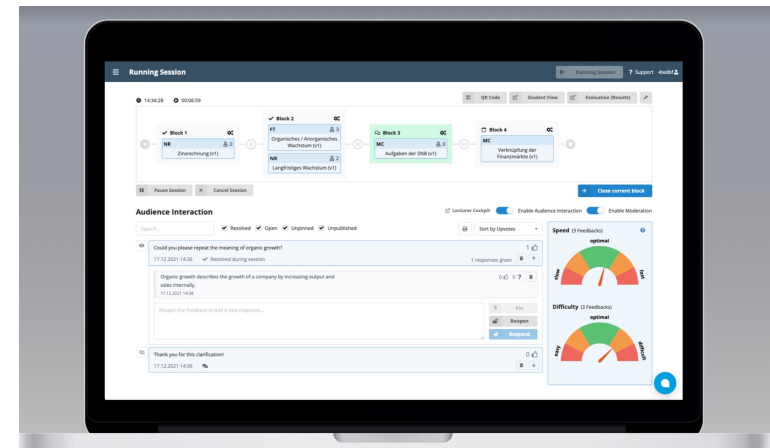
Meeting Owl



Klicker UZH

Tool for real-time feedback to question

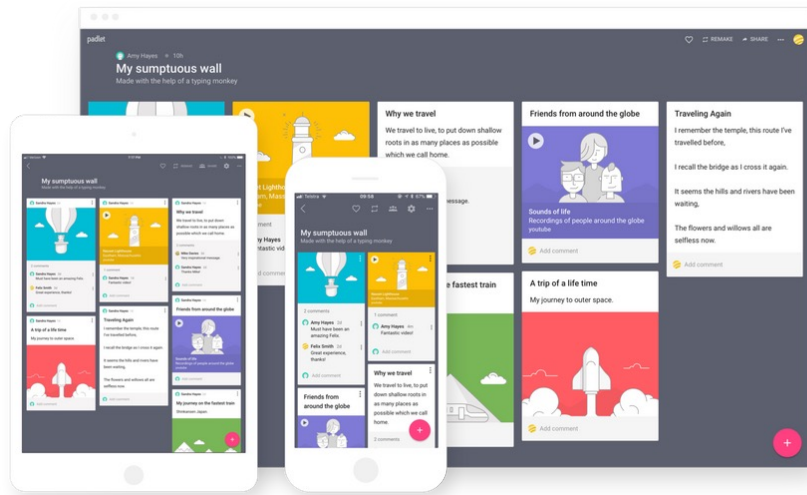
USB Video Bar



Popular Tools outside UZH

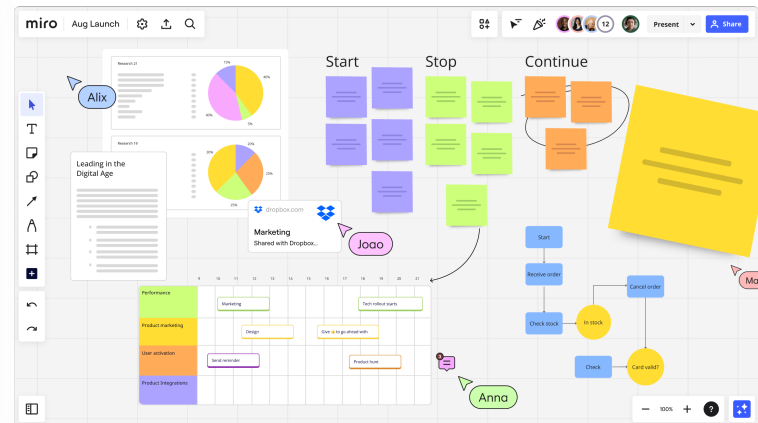
Padlet

create digital, interactive bulletin boards or canvases



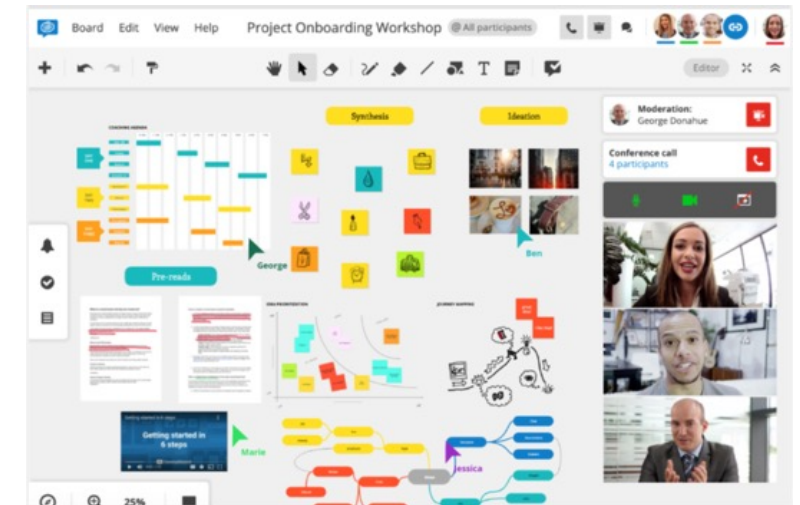
Miroboard

collaborative whiteboarding platform



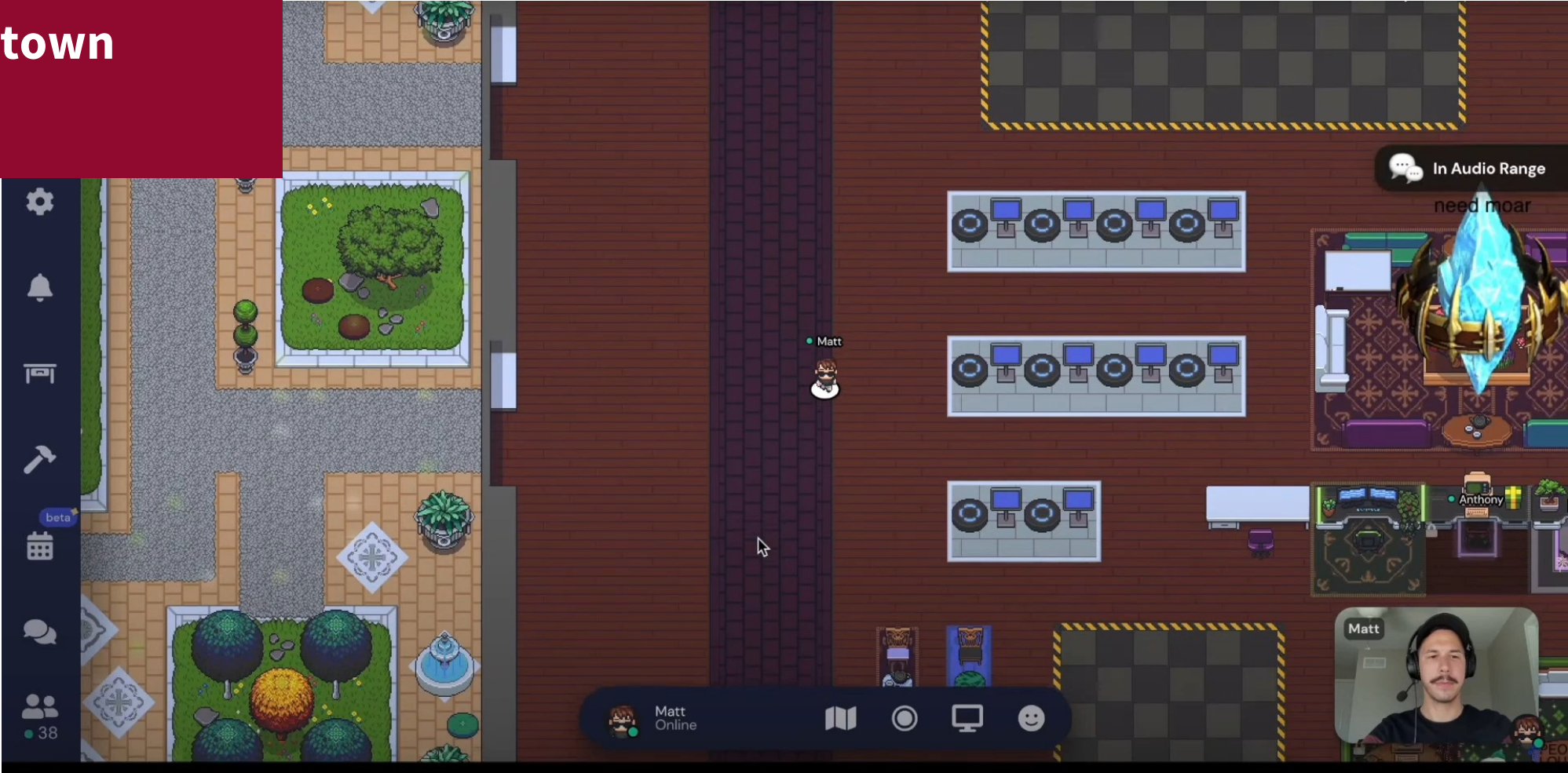
Conceptboard

visual collaboration platform




Popular Tools outside UZH

Gathertown



Other tools outside UZH

- Remo
- Expo-IP
- Cozy Juicy Real
- Welo
- Sci-an
- Virtual chair
- The world cafe
- Vfairs
- Eventmobi
- Meetyoo
- Letsgetdigital
- Virtual podium

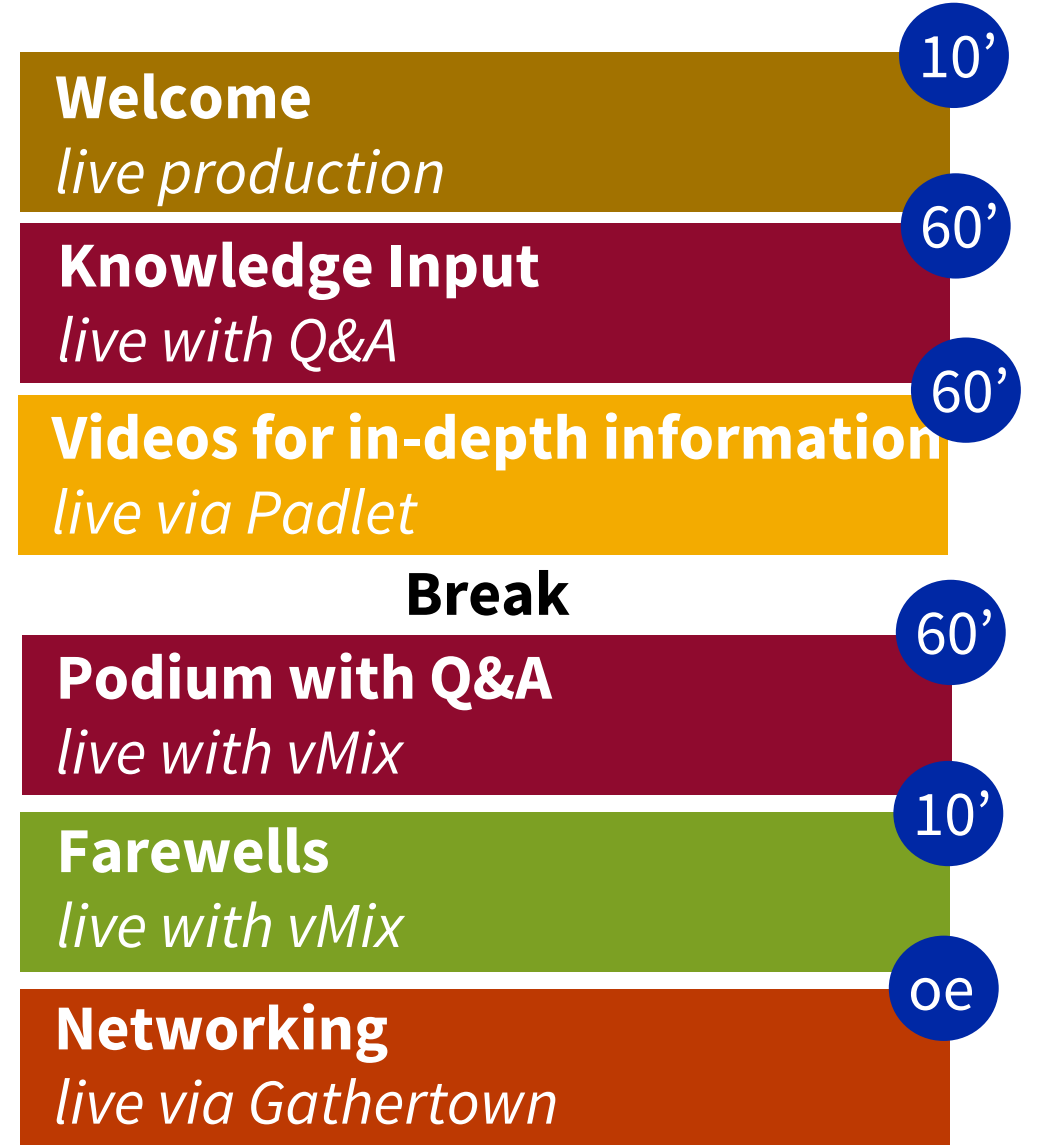


Current and upcoming trends



Trends now

Event Agenda



Trends now

Event Agenda

Welcome

live production

Mix between live, simulative and time-delayed

10'

Knowledge Input

Prerecorded

Mix between parts with and without interaction/collaboration

60'

Break

Workshop

live via Padlet

Additional optional parts

60'

Break

Present Workshop

live via Padlet

(Open end) networking lounge

60'

Networking

live via Gathertown

Short program, enough breaks

10'

oe

Trends now

Podcast

- visual content not that popular anymore
- focus on audio content
- time-independent



Upcoming Trends

Robots

Involving people on site at hybrid events



VR / AR

attend conferences through VR and see products/models through AR



Networking gamification

elements of game playing, such as badges, points or challenges



Hologram / Avatars

Real-time 3D holograms or avatars

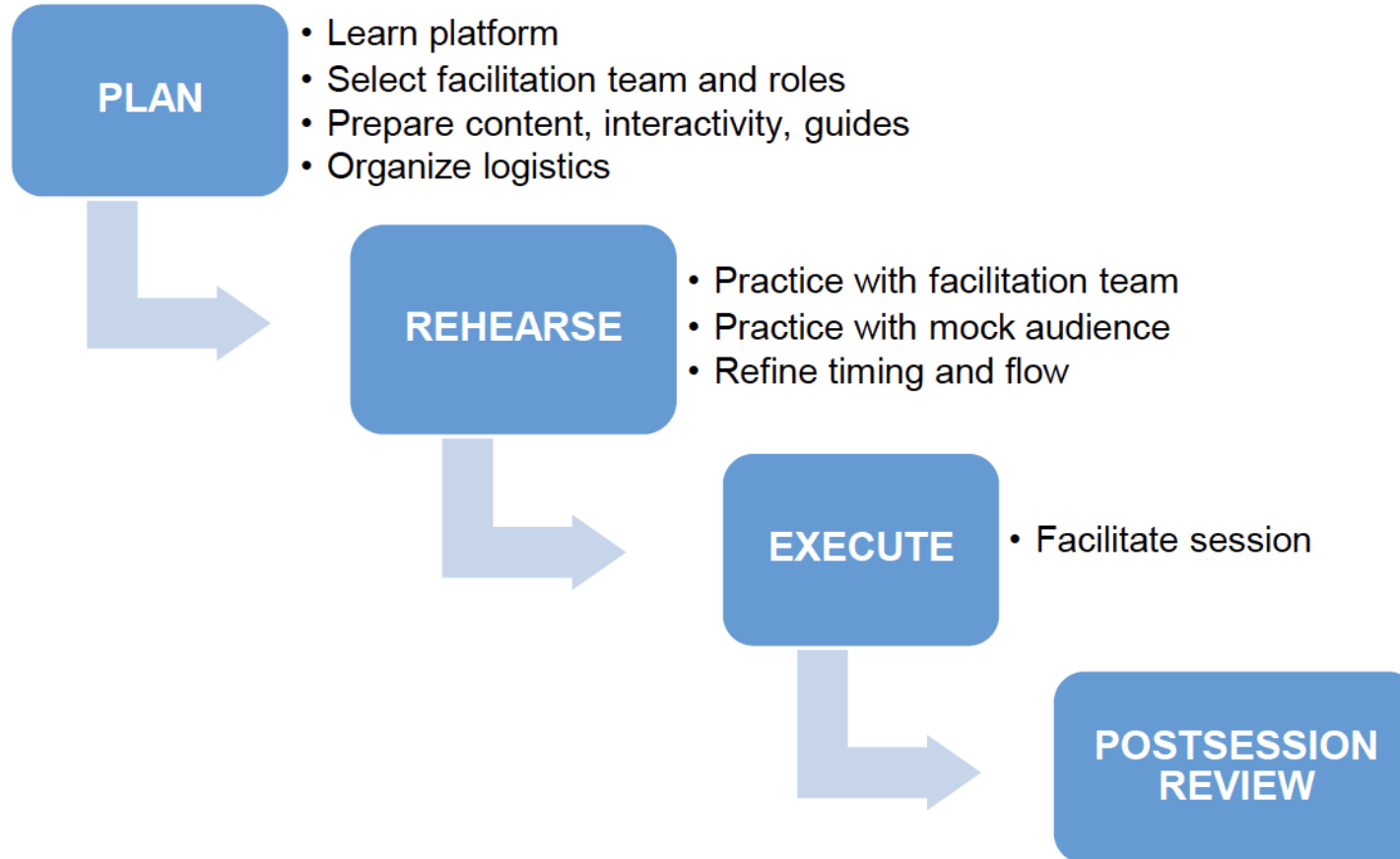


Important steps in virtual event planning



Event planning of virtual events

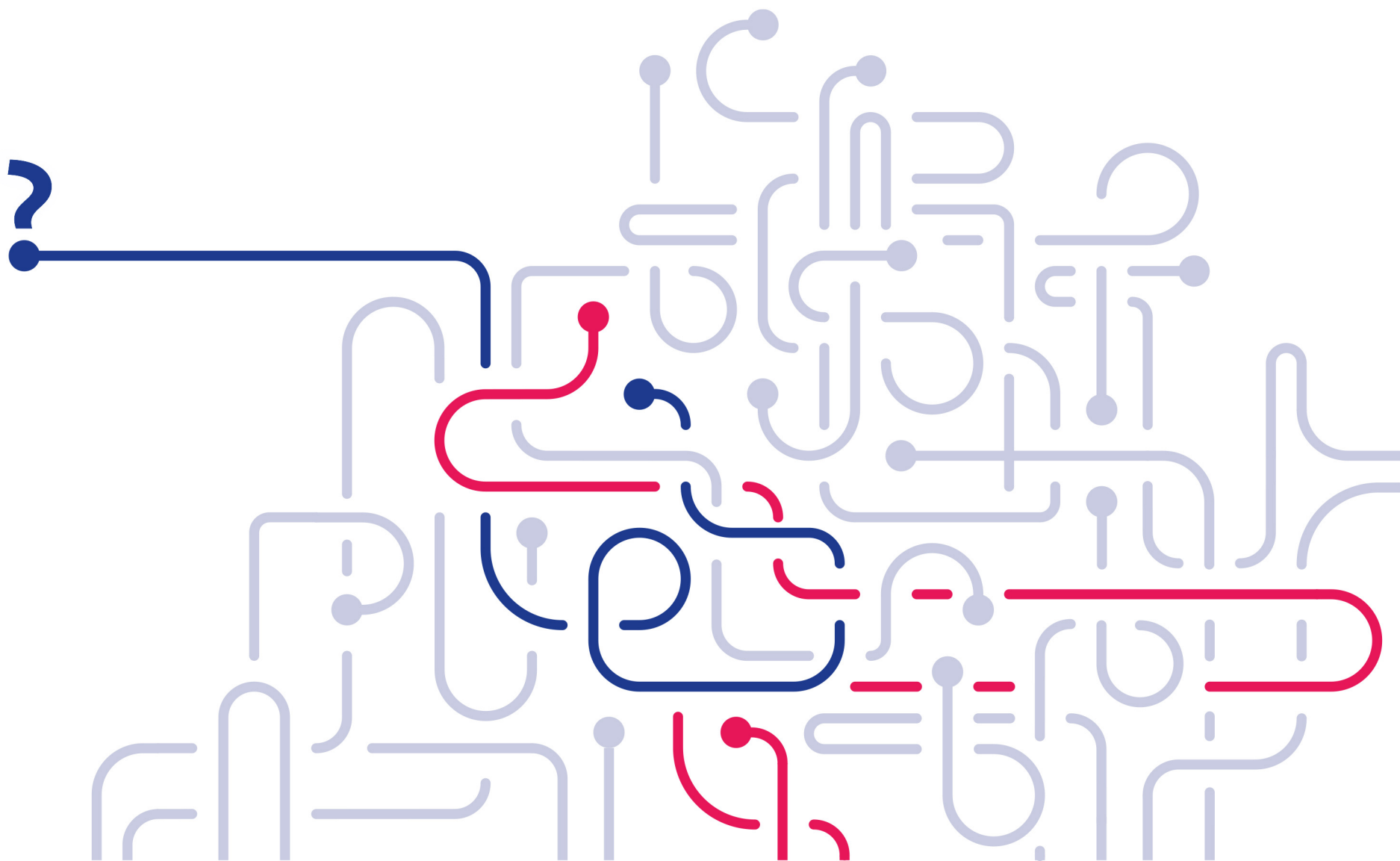
i Successful virtual classroom: PREP Model (Christopher, 2015)



**We are happy to
support you with
your virtual event**



Questions



**Thank you for your
participation and
have a successful
virtual event!**

